


# RETURNING A BOOK

- 1 Go to [www.amazon.com](http://www.amazon.com) and log in to your account.
- 2 Put the mouse on “Your Account” at the top and click “Manage Your Content and Devices.”
- 3 To the left of the book you want to return, click on 
- 4 From the menu, choose “Return this book” and then click Yes.

Deliver  
Download & transfer via USB  
Clear furthest page read...  
Return this book ←  
Read Now  
Buy Now

★ Read Now lets you stream books while you are connected to the internet.



★ To renew items, log into OverDrive and tap the three books at the top right. Tap Request Again to renew available titles or place holds if not available.

# FREQUENTLY ASKED ?S

How many books can I have checked out at one time? **Eight**

How many books can I have on hold at one time? **Ten**

Can I renew a book? **Yes, if there is still a copy available you can 3 days before it expires. However, if it cannot be renewed, you may place it on hold again to re-download it at a later time.**

How can I change the length of the lending period? **Tap the three books on the top right. Then tap “Settings” on the right. You can then choose your default settings. This area also lets you choose whether or not you want your holds to download automatically.**

What happens to a book when the checkout period is over? **You will no longer be able to “open” the book. You may see a message such as “Loan Ended.” It may disappear, or you may have to delete it manually.**

Why does each book cover have a ribbon underneath it? **Clicking a ribbon will add the book to your wishlist. Access your wishlist by clicking on “Account” and then “Lists.”**

What if I can't return my book? Place a support request at [https://frontline.overdrive.com/?Lib=Ramapo\\_Catskill\\_Library\\_System](https://frontline.overdrive.com/?Lib=Ramapo_Catskill_Library_System)

I think I need some extra help. What are my options?

- ⇒ Click on “Help” on the top right corner, just left of the search box. Among your options, you will be able to view how-to videos, a FAQ section, and a link to contact customer support.
- ⇒ Call your local library branch or come in and speak with a librarian. If you come in, please bring your Kindle.

# Downloading eBooks for Kindle eReaders from OverDrive



# Kindle eReaders

PEARL RIVER PUBLIC LIBRARY

## GETTING STARTED

- 1 Turn on your Kindle and make sure your WiFi is activated. If you do not have WiFi, make sure you have a USB cord to connect your Kindle to your computer.\*\*
- 2 Log into your Amazon account. Don't have one? Go to [www.amazon.com](http://www.amazon.com) to register.
- 3 Go to the OverDrive website. (<https://rcls.overdrive.com/>)
- 4 Click on "Sign In" (top right corner). To sign in using your Pearl River Public Library card, enter your barcode number (22830...) and your PIN (the last four digits of your phone number). To sign in using another option, see <http://help.overdrive.com>. Click the box to remember your library card number.

\*\* **KindleFire users:** You will not be able to use your Kindle's browser to check out materials. You need to download the OverDrive app.

## SEARCHING

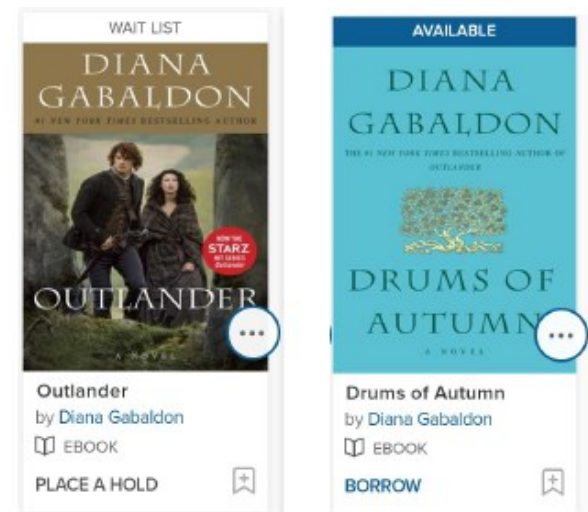
- ★ Use the search box found at the top of the screen.
- ★ You can access the Advanced search options by tapping in the search box and then tapping the word Advanced. This will let you browse by subject, format, audience, and more.

The advanced search also allows you to view only titles that are currently available. Choose Available Now from the Availability dropdown.


- ★ Above the book covers in your search results are Available (can check out now), Wait List (can place on hold), Borrowed (you have borrowed) and On Hold (you have placed on hold).

## PLACING HOLDS

Tap Place a Hold below the cover of the book you want. (See example to the right.)



## CHECKING OUT

- 1 Tap Borrow below the cover of the book you want. (See above.)
- 2 Tap the three books at the top right to go to your account.
- 3 Tap Choose a Format and then select Kindle Book.
- 4 You will be rerouted to Amazon. Click 

- ★ You may also read the book in your browser. Click the Read button in your browser
- ★ If you're connected to **WiFi**, your book will appear on your device.